

# PureLink

BEYOND 4K

## HEXA 2.0 4K HDMI Audio Extractor & Scaler USER MANUAL



**PureLink™**  
535 East Crescent Avenue  
Ramsey, NJ 07446  
USA  
Tel: +1.201.488.3232  
Fax: +1.201.621.6118  
E-mail: [sales@purelinkav.com](mailto:sales@purelinkav.com)  
[www.purelinkav.com](http://www.purelinkav.com)

For order support, please contact your local dealer.  
For technical support, please contact us at [support@purelinkav.com](mailto:support@purelinkav.com)

---

# Table of Contents

Safety Precautions .....	3
Declaration of Conformity .....	3
Product Overview.....	4
What's in the Box .....	5
Installation Guidelines.....	5
Main Menu User Guide.....	6
Panel View .....	8
RS-232 Protocol.....	9
Manufacturer's Warranty .....	10
Customer Service .....	11

## Safety Precautions

- All safety instructions should be read and understood before the unit is operated.
- The owner's manual and safety instructions should be retained for future reference.
- Unplug this unit from the wall outlet before cleaning. Do not use liquid or aerosol cleaners. Use a damp cloth only.
- Keep away from wet, magnetic, and flammable surfaces or substances.
- Always use the correct external power supply (indicated on the product label) when operating this unit.
- Air vents should be kept clean and unobstructed at all times.
- Please refrain from using frayed power cords and damaged wall outlets.
- Do not place any heavy objects or equipment on top of the unit.

## Declaration of Conformity

According to Council Directive 73/23/EEC (February 19, 1973) on the Harmonization of the Laws of Member States relating to Electrical Equipment; Council Directive 89/336/EEC (May 3, 1989) on Electromagnetic Compatibility; Council Directive 93/68/EEC (July 22, 1993)-Amending Directives 89/336/EEC (MC) and 73/23/EEC (Low Voltage Equipment Safety), and/or CPU Boards and Power Supplies used Council Directive 93/68/EEC with Matrix, Dtrovision LLC, 535 E Crescent Ave Ramsey, NJ 07446 201-488-3232, declares under sole responsibility, that the product identifies with 93/66/EEC of the Council Directive Low Voltage Equipment Safety. Each product marketed is identical to the representative unit tested and found to be compliant with the standards.

## Product Overview

### Introduction

The **HEXA 2.0** is an HDMI multi-function tool which allows users to extract both digital optical S/PDIF and stereo analog audio from a 4K HDMI signal. The HEXA 2.0 has the ability to upscale a 1080p signal to 4K or downscale a 4K signal to 1080p. An on-screen display operated by using a 5-way controller allows for easy setup and controlling EDID management. The HEXA 2.0 is an ideal solution for integrating a 4K source into a 1080p system or vice versa.

### Main Features:

<b>4K@60Hz 4:4:4/4:2:2, 18Gbps (6Gbps per color), 3D, and HDR</b>	<b>Extracts 4K HDMI audio and output to multi-channel digital or analog audio signal</b>
<b>Route HDMI audio simultaneously via S/PDIF and 3.5mm stereo audio outputs</b>	<b>Supports LPCM 7.1@192KHz, Dolby TrueHD, DTS-HD MA audio formats</b>
<b>Supports 1080p to 4K upscaling and 4K to 1080p downscaling</b>	<b>Built-in 5-way joystick switch for full on-screen display (OSD) operation</b>
<b>Built-in EDID management (2/5.1/7.1 patched EDID)</b>	<b>Supports CEC pass through</b>

### Specifications:

HDMI Input	HDMI Type A x 1
HDMI Output	HDMI Type A x 2
HDMI Video Support	Up to 4096x2160/60Hz/4:4:4(18Gbps) 、 3D、 HDR
HDMI Audio Support	Up to 7.1 LPCM 192KHz / Dolby TrueHD / DTS-HD MA
Digital Audio Connector	TOSLINK Type x 1
Analog Audio Connector	3.5mm Phone Jack x 1
Firmware updated Interface	DB9(F)/3.5mm STEREO PHONE JACK
Power Supply	Regulated DC5V / 1A
Power Consumption	4W
Operating Temperature	-10~45°C / -30~70°C (storage)
Humidity	Up to 95%
Dimensions	4.3" x 4.4" x 1.4"
Weight	0.6 lbs.

## What's in the Box

1. HEXA 2.0
2. Power Adapter
3. RS-232 Cable
4. Mounting screws



## Installation Guidelines






The following installation settings are recommended for optimal performance:

- Operational temperature should be 30° C or below
- Operational humidity should be 60% or below
- Operational environment should be dust-free and well ventilated
- Stabilized AC input power (AVR-based power supply) is highly advised

## Main Menu User Guide

### Menu Operation Guide:



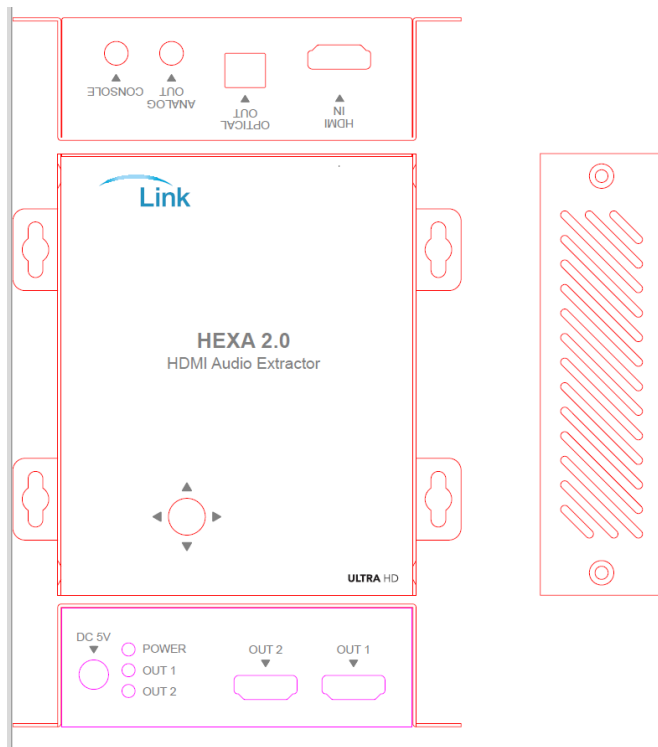
SW1	Function
	Up
	Down
	Left
	Right
	confirm

### Menu:

Main Menu	Sub Menu	Sub Menu Function
OUTPUT 1 MODE	NORMAL	Output video same as input Video
	UPSCALE	1080P Upscale to 4K
	EXIT	Exit Sub Menu
OUTPUT 1 SUBSAMPLING	NORMAL	Output color subsampling same as Input
	4:4:4 →4:2:0	4K6G 4:4:4/4:2:2 convert to 4K3G 4:2:0
	NORMAL	Output color subsampling same as Input
OUTPUT 1 AUDIO MODE	OUTPUT 1 AUDIO MODE	Audio Selection
	NORMAL	audio output
	MUTE	No audio output
	EXIT	Exit Sub Menu
OUTPUT 2 MODE	AUDIO ONLY	Audio output only
	DOWNSCALE	4K downscale to 1080P
	SPLITTER	Distribution Mode ( Output signal same as OUTPUT 1 )
	EXIT	Exit Sub Menu
EDID(VIDEO)	AUTO	Use OUTPUT 1 EDID as priority, if OUTPUT 1 and OUTPUT 2 not connected with TV, Default as 4K
	OUTPUT 1	Use OUTPUT 1 EDID
	OUTPUT 2	Use OUTPUT 2 EDID
	PRESET 4K	Default 4K 60Hz 8bit

	PRESET 1080P	Default 1080P 60Hz 8bit
	EXIT	Exit Sub Menu
EDID(AUDIO)	AUTO	Use OUTPUT 2 as priority, If OUTPUT 1 and OUTPUT 2 not connected with TV, Default as LPCM 2.0
	OUTPUT 1	Use OUTPUT 1 EDID
	OUTPUT 2	Use OUTPUT 2 EDID
	5.1 AUDIO	Default LPCM 5.1
	2.0 AUDIO	Default LPCM 2.0
	EXIT	Ext Sub Menu
	MISCELLANEOUS	Main MCU : Vx.xx
EXIT		Exit MENU

## Panel View

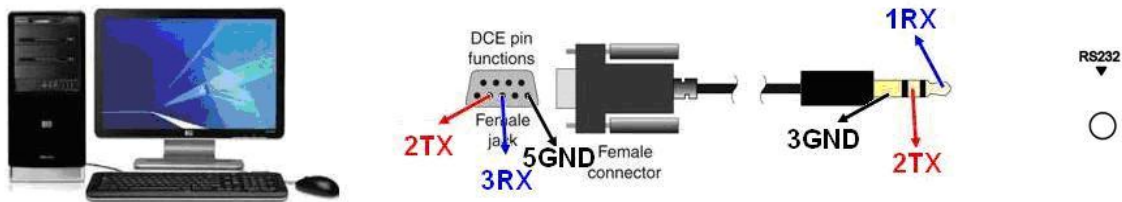


## LED Indicators

GREEN	Power
BLUE	Output 1
RED	Output 2



## RS-232 Information



### DB9(F)/3.5mm STEREO PHONE JACK

RS232		3.5 mm Phone Jack	
Footprint	Define	Footprint	Define
Pin 2	TX	Pin 1	RX
Pin 3	RX	Pin 2	TX
Pin 5	GND	Pin 3	GND

### PLEASE NOTE:

- CEC pass through is supported on Output 1 only
- Any HDMI output with HDCP 2.2 compatibility issues will cause signal loss
- HDCP authorization failure on any display will result in signal loss
- Up/down scaling supports resolution conversion only, frequency will not change
- Premium certified HDMI cables are recommended to pass HDMI 2.0 signals

## Manufacturer's Warranty

### PureLink™ Three (3) Year Limited Warranty

For HDT Tools™ & PureStream™ Branded Products Only

Dtrovision, LLC. (hereinafter "PureLink") warrants its HDT Tools and PureStream™ branded products (hereinafter "Product") purchased directly from PureLink or Dealer shall be free from defects in workmanship and materials, under normal use and service, for a period of three (3) years on parts and three (3) years on labor. Any repaired or replaced equipment related to Product shall be covered only under the remaining portion of the warranty. This warranty has no relationship to and exists independently of any warranty offered by Dealer. This warranty is a limited warranty and gives you specific legal rights. You may also have other rights which vary from state to state.

#### TERMS & CONDITIONS

PureLink shall repair or replace the Product if it develops a material fault during the period of warranty, on condition that i) the Product has only been subject to normal use in a domestic or commercial environment in a manner consistent with its specification and functionality, ii) the Product has been cared for reasonably and only subjected to reasonable wear and tear, iii) the defect has not been caused by willful or negligent abuse or neglect, or any accident or improper installation procedure, iv) the serial number of the Product has not been altered or removed.

This warranty only applies to the original purchaser, and shall be the exclusive remedy to the original purchaser. PureLink shall not be liable for any damages whatsoever caused by Product or the failure of Product to perform, including incidental or consequential damages. PureLink shall not be liable for any claim made by a third party or made by the purchaser for a third party.

Except as expressly set forth in this warranty, PureLink makes no other warranties, expressed or implied, including any implied warranties of merchantability and fitness for a particular purpose. PureLink expressly disclaims all warranties not satisfied in this limited warranty. Any implied warranties that may be imposed by law are limited to the terms of this limited warranty. This warranty statement supersedes all previous warranties.

#### WARRANTY RETURNS/REPAIRS/EXCHANGES

No merchandise may be returned without prior authorization from PureLink, and a Return Materials Authorization (RMA) number. Failure to comply with these conditions will result in rejection of the returned merchandise.

Any warranty service on Products must be arranged through Dealer. Authorized returns must be shipped freight prepaid and fully insured to PureLink, Ramsey, NJ USA, with the RMA number clearly marked on the outside of all shipping boxes and containers. PureLink reserves the right at its sole discretion to refuse any shipments arriving freight collect or without an RMA number. Any authorized returned merchandise must be accompanied by a note describing the reason for return, along with contact information including name, phone number, return mailing and shipping addresses, e-mail address, and RMA number.

On any products returned and accepted with an RMA number, return freight charges following repair of items under warranty shall be paid by PureLink, shipping by the standard ground carrier of its choice.

**ADVANCE WARRANTY REPLACEMENTS**

PureLink's advance replacement service offers a Replacement Unit upon request - free of charge for eligible products purchased less than one (1) year of the warranty claim. Products purchased more than one (1) year prior to the warranty claim do not qualify for advance replacement services.

Advance replacement requests must be validated by a member of PureLink's Technical Support Team. Replacement units may be new or refurbished and is subject to availability. PureLink is responsible for shipping the Replacement Unit to your designated location by standard ground service. All other shipping methods will be responsibility of the Dealer.

**Original Unit Return** – the Original Unit must be returned within thirty (30) calendar days of the return authorization date. Failure to return the Original Unit within this period will be subject to a minimum 15% re-stocking fee. Dealer is solely responsible for the shipping of the Original Unit to PureLink.

**TO MAKE A WARRANTY CLAIM**

To make a warranty claim, promptly notify PureLink within the warranty periods described above by calling PureLink's Technical Support Department at 1-201-488-3232. PureLink, in its sole discretion, will determine what action, if any, is required under this warranty.

## Customer Service

Most problems can be corrected over the phone through close cooperation between Customer and a PureLink technician. To better enable PureLink to address a warranty claim, please have the Product's serial and model numbers. If PureLink, in its sole discretion, determines that an on-site visit or other remedial action is necessary, PureLink may send a representative to Customer's site.

**CUSTOMER SERVICE**

Technical support inquiries can be submitted electronically at [www.purelinkav.com](http://www.purelinkav.com).  
For immediate assistance please contact PureLink's Customer Care Team at +1 (201) 488-3232.